

# COMMUNITY HOMELESSNESS REPORT SUMMARY

County of Lambton

2023-2024

The Community Homelessness Report (CHR) is an annual Reaching Home reporting deliverable that supports communities to prevent and reduce homelessness using a more coordinated, systems-based and data-driven response. The CHR was designed to support local discussions and decision making, using all of the information about homelessness currently available at the community level. Communities are encouraged to use their CHR data to develop clear plans of action that help them to reach their homelessness reduction targets and to leverage the collective efforts of service providers working across the community, regardless of how they are funded.

**This is a summary of the CHR for the 2023-24 reporting cycle.** It shows the community's self-assessment of Reaching Home implementation, which includes the following key components:

- meaningful collaboration between Indigenous and non-Indigenous partners (see Section 1);
- community-level governance, coordinated service delivery (Coordinated Access) and use of a Homelessness Management Information System or HMIS (see Section 2); and,
- an Outcomes-Based Approach (tracking community-level outcomes and progress against targets using person-specific data; see Section 3).

If the community was able to report on outcomes and targets, this CHR Summary also includes results for each of the five core outcomes of Reaching Home (see Section 4).

## Section 1. Community Context – Collaboration between Indigenous and Non-Indigenous Partners

a) Specific to Coordinated Access, the HMIS and the Outcomes-Based Approach, has there been ongoing, meaningful collaboration between the DC CE and local Indigenous organizations, including those that sit on your CAB, over the reporting period?

→ Coordinated Access:

Yes

→ HMIS:

Yes

→ Outcomes-Based Approach:

Yes

Describe this collaboration in more detail.

Per the Lambton County Coordinated Access Community Collaborative Table (CCT) "Terms of Reference" document, CCT membership is comprised of supervisor or manager-level staff that have knowledge of client situations as well as decision-making authority regarding the resources available from their respective agency. From the Sarnia-Lambton Native Friendship Centre (SLNFC), the Program Manager is a member of the CCT. Meetings of the CCT were done on a monthly basis for the fiscal 2023-24 year (excluding the month of July). At each CCT meeting, success stories are shared, current Coordinated Access "Collective Caseload Capacity" and "Resource Inventory" are updated, and "Action-Oriented Case Conferencing" items related to the By-Names Priority List (BNPL) are reviewed in a collaborative manner. The Sarnia-Lambton Native Friendship Centre (SLNFC) Housing Coordinator participated in the County of Lambton's HIFIS training in June 2023. Collaboration and networking occurred between SLNFC and community caseworkers regarding HIFIS quality improvements.

a) Specific to the completion of this Community Homelessness Report (CHR), did ongoing, meaningful collaboration take place with the local Indigenous organizations, including those that sit on your CAB?

Yes

Describe this collaboration in more detail.

As part of the regular Community Homelessness Report submission, Community Advisory Board members review the report. As a Community Advisory Board member and Coordinated Access point, the Sarnia-Lambton Native Friendship Centre was involved in the approval process and given the opportunity to recommend changes to content. The Sarnia-Lambton Native Friendship Centre also sits on Lambton's Housing and Homelessness Advisory Committee, which offers further input towards local housing and homelessness planning.

## Section 2. Coordinated Access and Homelessness Management Information System (HMIS) Self-Assessment

### Section 2 Summary Tables

The table below provides a summary of the work your community has done so far to meet the Reaching Home minimum requirements for Coordinated Access and an HMIS under the 2019-2024 Reaching Home funding cycle.

	Completed	Started	Not Yet Started
<b>Number of minimum requirements</b>	18	0	0

The table below shows the percentage of minimum requirements completed for each core Coordinated Access component.

<b>Governance and Partnerships</b>	<b>HMIS</b>	<b>Access Points to Service</b>	<b>Triage and Assessment</b>	<b>Resource Inventory</b>	<b>Vacancy Matching and Referral with Prioritization</b>
100%	100%	100%	100%	100%	100%

## Section 2 Summary Comment

Highlight efforts and/or issues related to the work your community has done over the last year related to the Reaching Home minimum requirements for Coordinated Access and an HMIS.

On behalf of the Coordinated Access Community Collaborative Table (CCT), the Homelessness System Coordinator attended the "A Better Tomorrow" (ABT) Lived Experience Committee meeting held in January 2024. Both the BNL and Coordinated Access updated processes were reviewed with existing and new ABT members. On March 12, 2024, recognized by the Built For Zero Canada team for going beyond the initial Reaching Home level of Coordinated Access by achieving Basic Quality Coordinated Access.

## Section 3. Outcomes-Based Approach Self-Assessment

### Section 3 Summary Table

The tables below provide a summary of the work your community has done so far to transition to an Outcomes-Based Approach under the 2019-2024 Reaching Home funding cycle.

Step 1: Maintain person-specific data	Step 2: Maintain real-time data	Step 3: Maintain comprehensive data
Yes	Yes	Yes

#### Step 4: Can report monthly outcomes and set targets using data (reporting monthly data in Section 4 is mandatory for 2023-24 CHRs)

Dataset was in place as of January 1, 2024 (or earlier)	Can generate monthly data	Has set targets	Has an Outcomes-Based Approach in place
Yes	Outcome 1: Yes	Outcome 1: No	No
	Outcome 2: Yes	Outcome 2: No	
	Outcome 3: Yes	Outcome 3: No	
	Outcome 4: Yes	Outcome 4: No	
	Outcome 5: Yes	Outcome 5: No	

#### Step 4: Can report annual outcomes and set targets using data (reporting annual data in Section 4 is mandatory once annual data can be generated)

Dataset was in place as of April 1, 2023 (or earlier)	Can generate annual data	Has set targets	Has an Outcomes-Based Approach in place
Yes	Outcome 1: Yes	Outcome 1: Yes	Yes
	Outcome 2: Yes	Outcome 2: Yes	
	Outcome 3: Yes	Outcome 3: Yes	
	Outcome 4: Yes	Outcome 4: Yes	
	Outcome 5: Yes	Outcome 5: Yes	

### Summary Comment

Highlight efforts and/or issues related to your community's work to implement, maintain or improve the Outcomes-Based Approach under Reaching Home.

Lambton County has several key collaborative tables that seek to use real-time data and functional level feedback to promote the continuous improvement of the homelessness system of care. The County of Lambton has now had one full year of consistent data since the establishment of a 'quality BNL' which will be used to begin setting targets. Making sure that the data is accurate and 'live' has involved many audits within the HIFIS system, and data quality improvement initiatives across several service providers.

### Additional information - Timely data

Once new information is available about a person, on average, how long does it take for changes to be updated in the database for the following:

→ Interaction with the system (e.g., changes from “active” to “inactive”)?	Within 24 hours
→ Housing history (e.g., changes from “homeless” to “housed”)?	Within 24 hours
→ Data that is relevant and necessary for Coordinated Access (e.g., data used to determine who is eligible and can be prioritized for a vacancy)?	Within 24 hours

### Additional information - Data collection and entry processes

Describe the process(es) used by service providers to collect and enter data about people currently experiencing homelessness into the database.

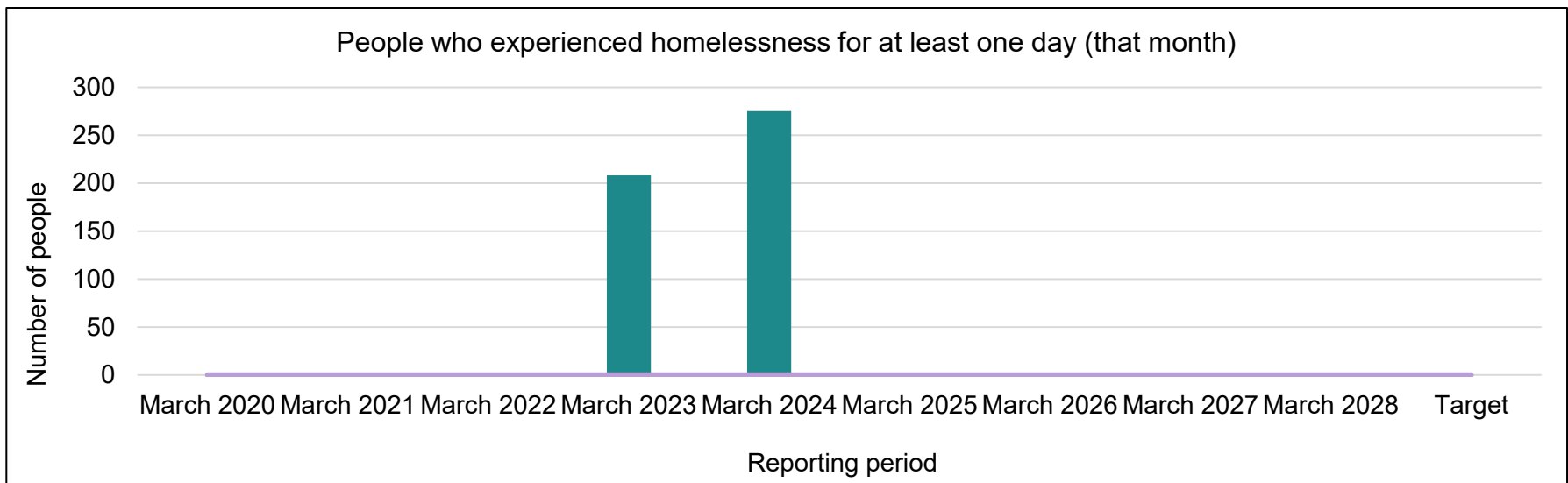
Service providers enter data 'live' into the County of Lambton's HIFIS data system.



## Section 4. Community-Level Outcomes and Targets – Monthly

### Outcome #1: Fewer people experience homelessness (homelessness is reduced overall)

	March 2020	March 2021	March 2022	March 2023	March 2024	March 2025	March 2026	March 2027	March 2028	Target
People who experienced homelessness for at least one day (that month)				208	275					



O#1(M)

How was this Outcome generated?

HIFIS Reaching Home  
Community Outcomes report

Has the data you reported for this Outcome from March 2020 to March 2023 changed from your previous CHR?

No, none of the data has changed

Has the target you set changed from your previous CHR?

Not applicable – A target was not set for this Outcome in the previous CHR

Was “N/A” was used for one or more data points?

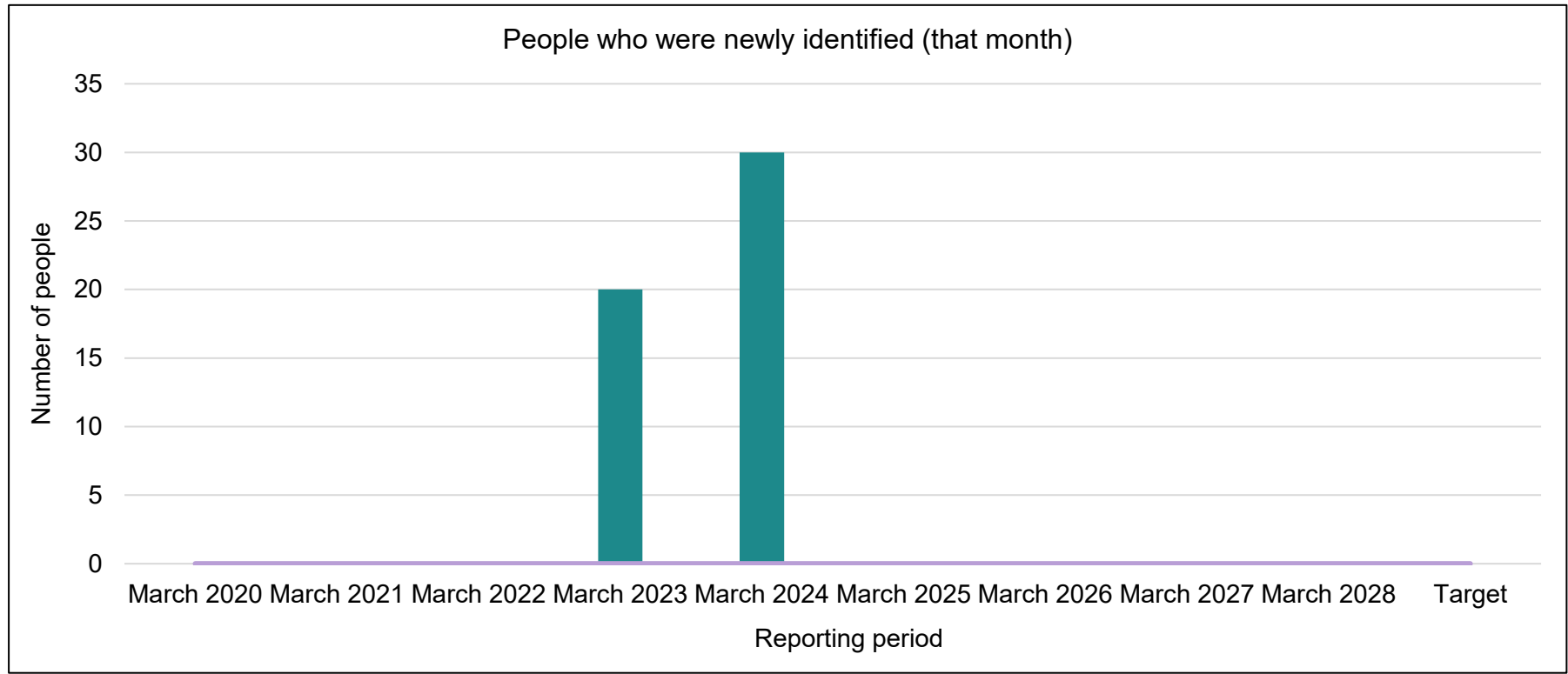
No, N/A was not used for one or more data point

Please use the following comment box to provide context on your data.

There have been no changes to our data. This will be the first year setting outcomes/targets.

**Outcome #2: Fewer people were newly identified (new inflows to homelessness are reduced)**

	March 2020	March 2021	March 2022	March 2023	March 2024	March 2025	March 2026	March 2027	March 2028	Target
People who were newly identified (that month)				20	30					



O#2(M)

How was this Outcome generated?

HIFIS Reaching Home  
Community Outcomes report

Has the data you reported for this Outcome from March 2020 to March 2023 changed from your previous CHR?

No, none of the data has changed

Has the target you set changed from your previous CHR?

Not applicable – A target was not set for this Outcome in the previous CHR

Was “N/A” was used for one or more data points?

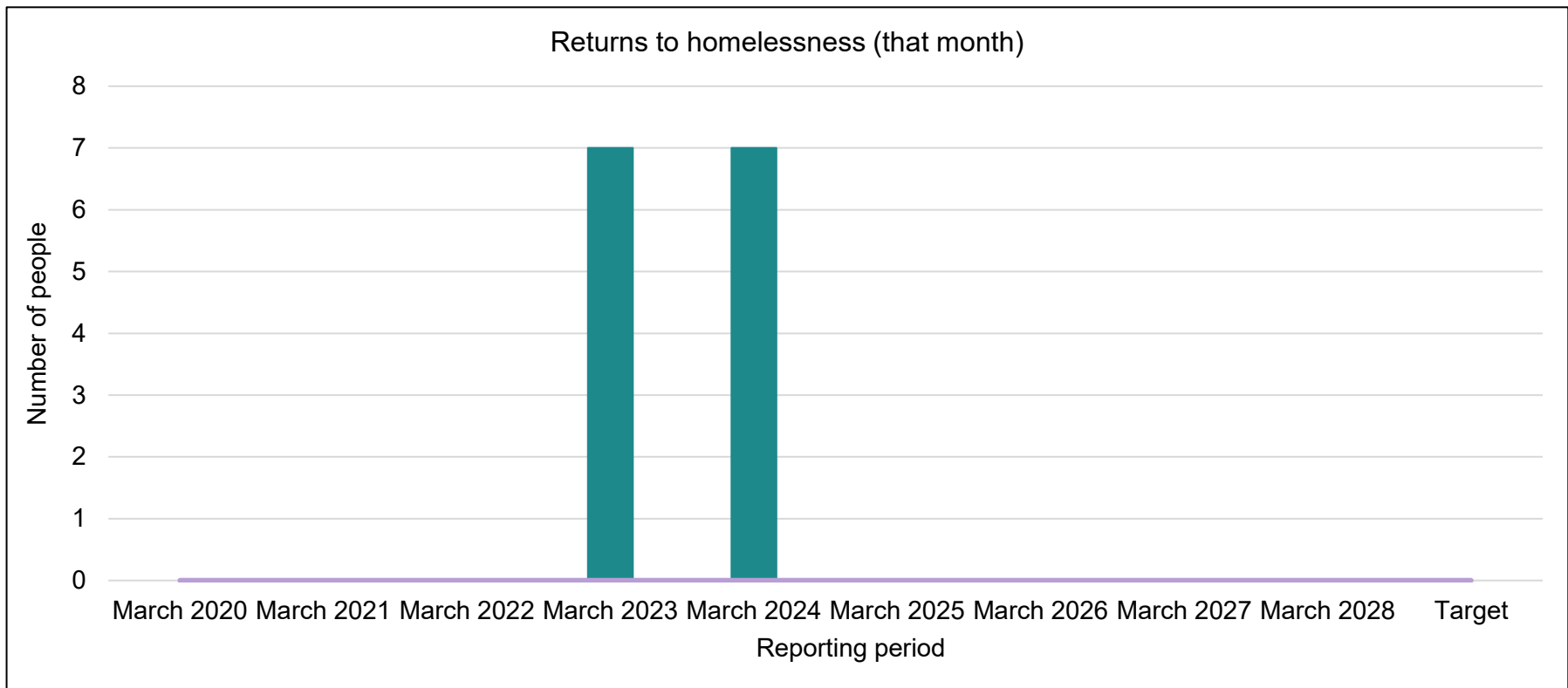
No, N/A was not used for one or more data point

Please use the following comment box to provide context on your data.

There have been no changes to our data. This will be the first year setting outcomes/targets.

**Outcome #3: Fewer people return to homelessness (returns to homelessness are reduced)**

	March 2020	March 2021	March 2022	March 2023	March 2024	March 2025	March 2026	March 2027	March 2028	Target
Returns to homelessness (that month)				7	7					



O#3(M)

How was this Outcome generated?

HIFIS Reaching Home  
Community Outcomes report

Has the data you reported for this Outcome from March 2020 to March 2023 changed from your previous CHR?

No, none of the data has changed

Has the target you set changed from your previous CHR?

Not applicable – A target was not set for this Outcome in the previous CHR

Was “N/A” was used for one or more data points?

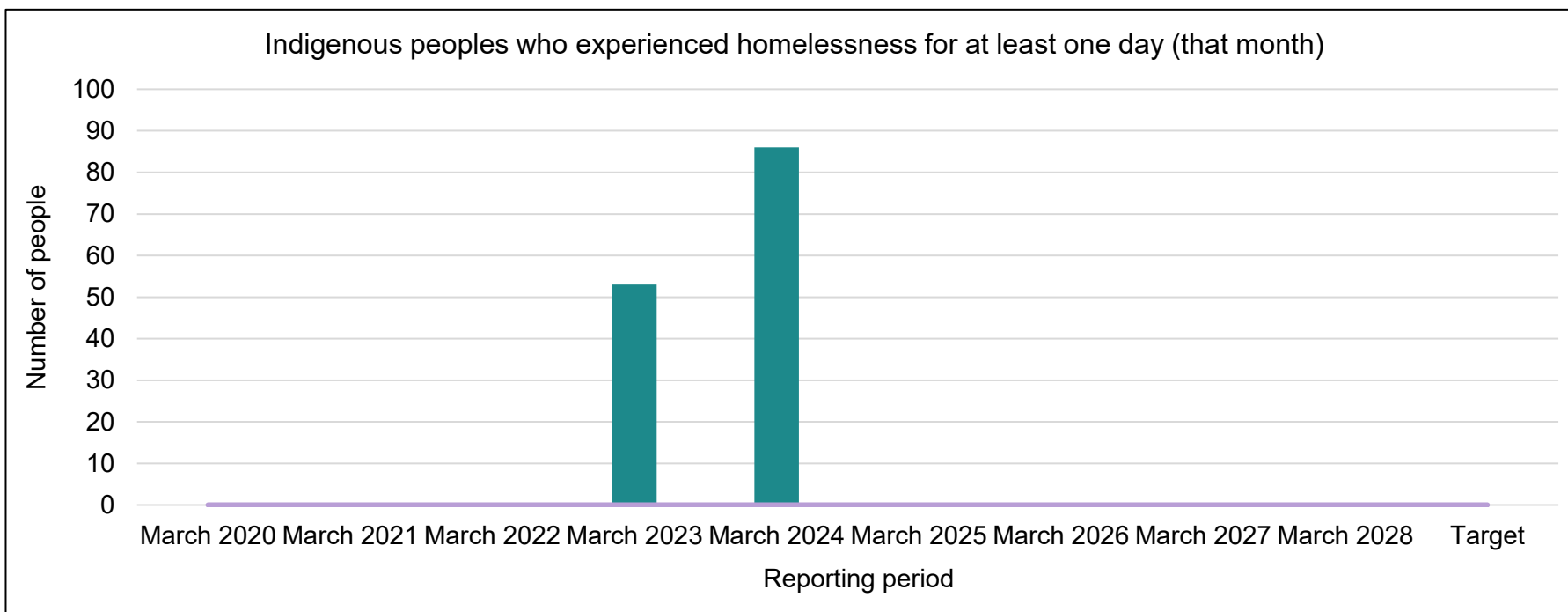
No, N/A was not used for one or more data point

Please use the following comment box to provide context on your data.

There have been no changes to our data. This will be the first year setting outcomes/targets.

**Outcome #4: Fewer Indigenous peoples experience homelessness (Indigenous homelessness is reduced)**

	March 2020	March 2021	March 2022	March 2023	March 2024	March 2025	March 2026	March 2027	March 2028	Target
Indigenous peoples who experienced homelessness for at least one day (that month)				53	86					



O#4(M)

How was this Outcome generated?

HIFIS Reaching Home  
Community Outcomes report

Has the data you reported for this Outcome from March 2020 to March 2023 changed from your previous CHR?

No, none of the data has changed

Has the target you set changed from your previous CHR?

Not applicable – A target was not set for this Outcome in the previous CHR

Was “N/A” was used for one or more data points?

No, N/A was not used for one or more data point

Were Indigenous partners engaged in the process of setting the baseline, setting the target, reporting on the outcome and/or interpreting the results?

Yes

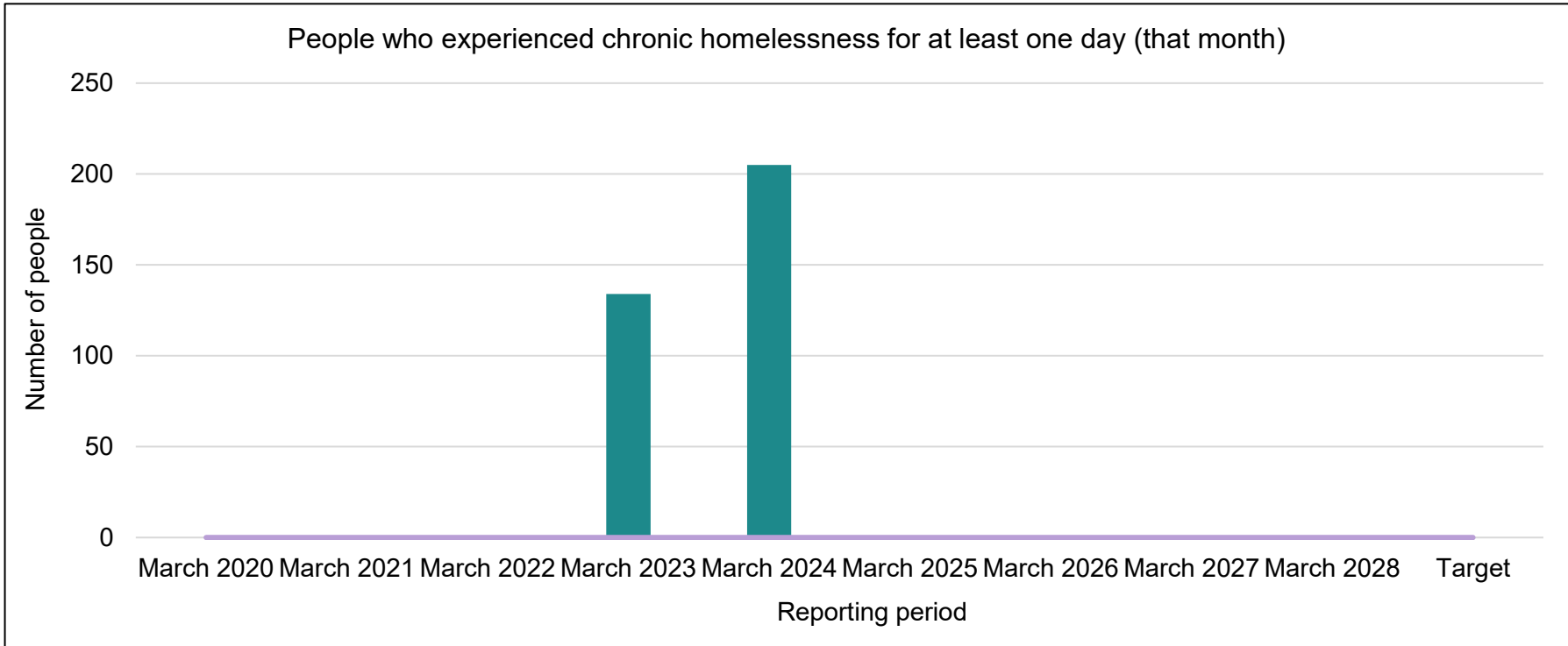
Please use the following comment box to provide context on your data.

There have been no changes to our data. This will be the first year setting outcomes/targets. Since we have not begun this process yet - they will be involved with outcomes, targets and the results.



**Outcome #5: Fewer people experience chronic homelessness (chronic homelessness is reduced)**

	March 2020	March 2021	March 2022	March 2023	March 2024	March 2025	March 2026	March 2027	March 2028	Target
People who experienced chronic homelessness for at least one day (that month)				134	205					



O#5(M)


How was this Outcome generated?	HIFIS Reaching Home Community Outcomes report
---------------------------------	--

--	--

Has the data you reported for this Outcome from March 2020 to March 2023 changed from your previous CHR?	No, none of the data has changed
--	----------------------------------

Has the target you set changed from your previous CHR?	Not applicable – A target was not set for this Outcome in the previous CHR
--	--

Was “N/A” was used for one or more data points?	No, N/A was not used for one or more data point
---	---

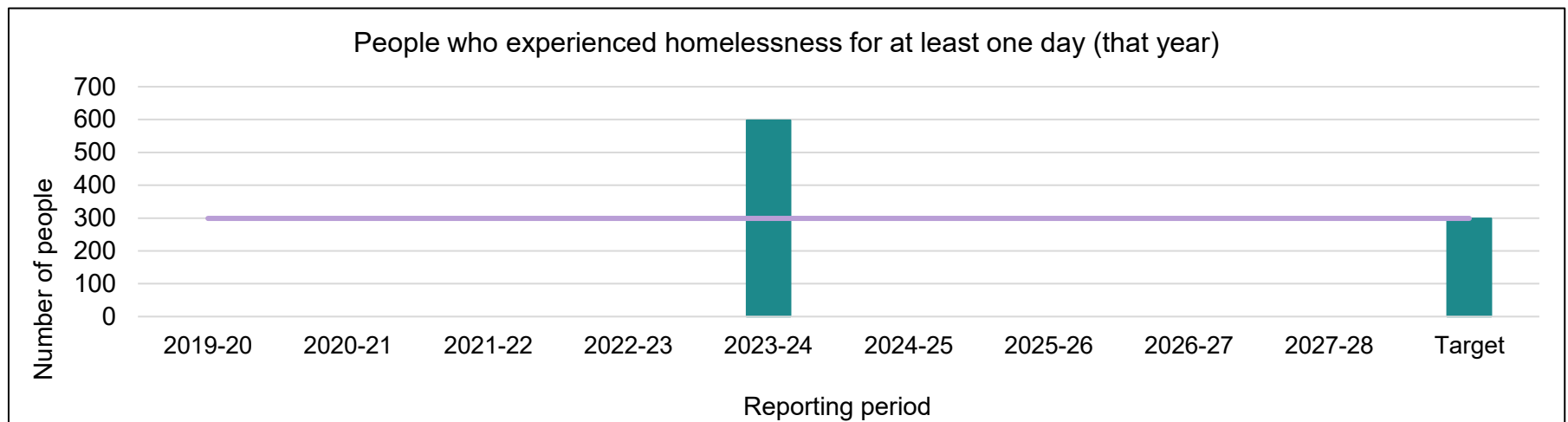
Please use the following comment box to provide context on your data.

There have been no changes to our data. This will be the first year setting outcomes/targets.
---


## Section 4. Community-Level Outcomes and Targets – Annual

### Outcome #1: Fewer people experience homelessness (homelessness is reduced overall)

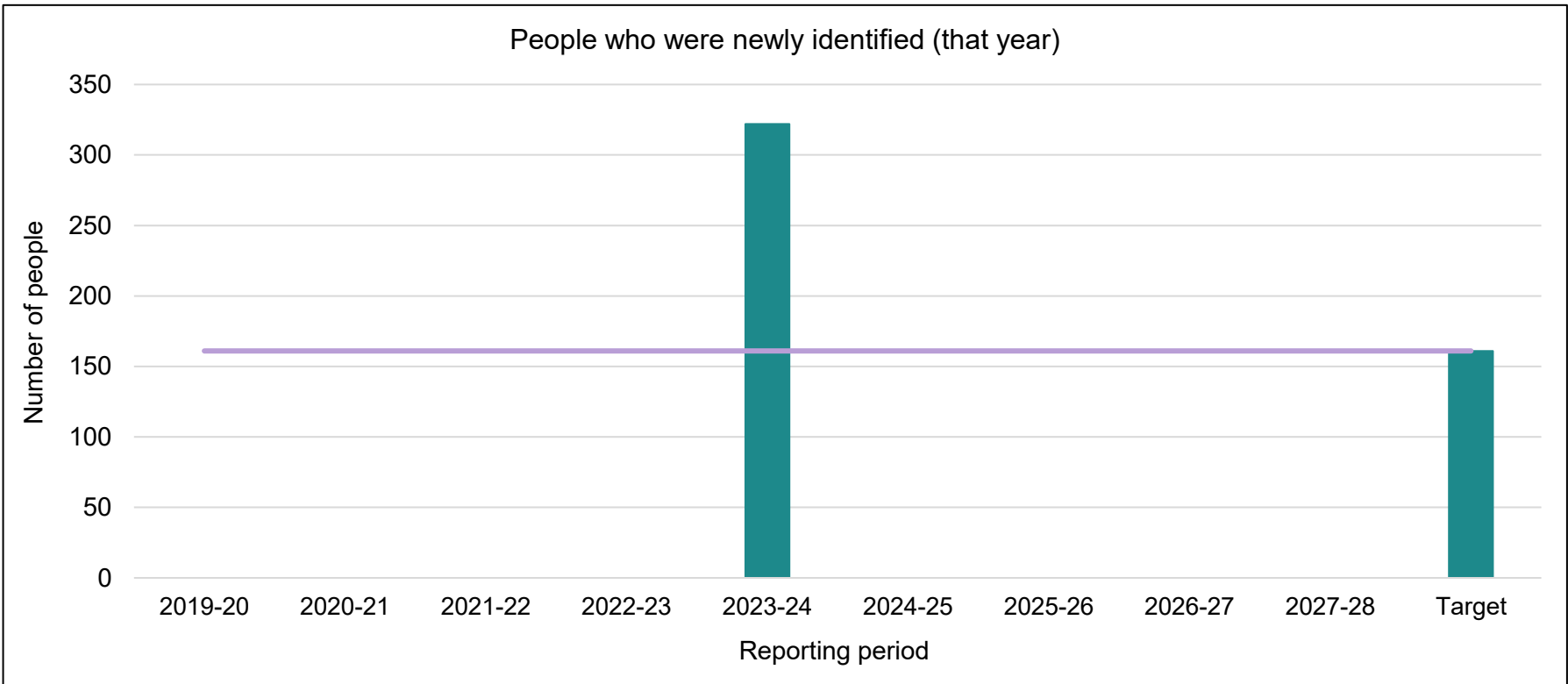
	2019-20	2020-21	2021-22	2022-23	2023-24	2024-25	2025-26	2026-27	2027-28	Target
People who experienced homelessness for at least one day (that year)					598					299



<b>O#1(A)</b> What is your baseline year?	2023-24
<b>Overall homelessness will decrease by 50% between 2023-24 and 2027-28.</b>	
How was this Outcome generated?	HIFIS Reaching Home Community Outcomes report
Has the data you reported for this Outcome from 2019-20 to 2022-23 changed from your previous CHR?	No, none of the data has changed
Has the target you set changed from your previous CHR?	Not applicable – A target was not set for this Outcome in the previous CHR
Was “N/A” was used for one or more data points?	No, N/A was not used for one or more data point
Please use the following comment box to provide context on your data.	
There have been no changes to our data. This will be the first year setting outcomes/targets.	

**Outcome #2: Fewer people were newly identified (new inflows to homelessness are reduced)**

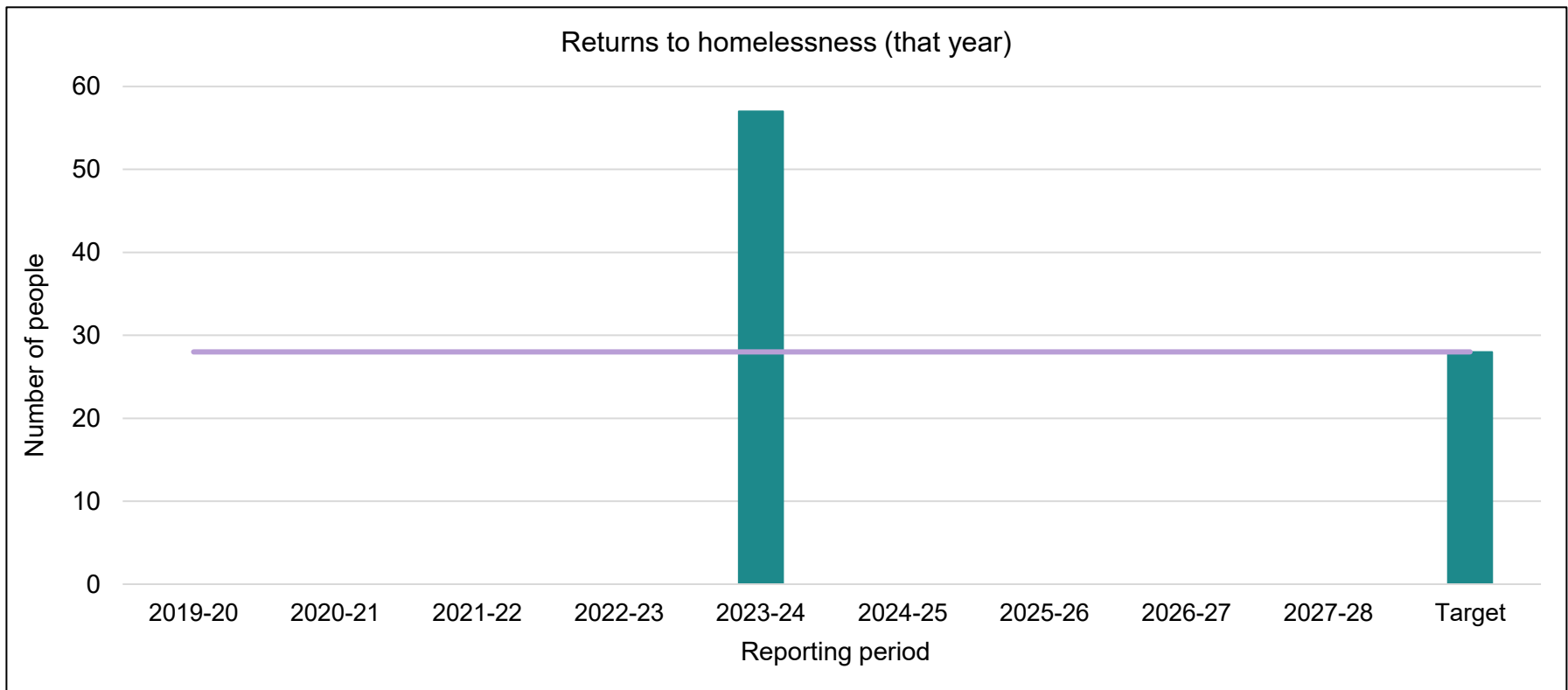
	2019-20	2020-21	2021-22	2022-23	2023-24	2024-25	2025-26	2026-27	2027-28	Target
People who were newly identified (that year)					322					161



<b>O#2(A)</b> What is your baseline year?	2023-24
<b>New inflows to homelessness will decrease by 50% between 2023-24 and 2027-28.</b>	
How was this Outcome generated?	HIFIS Reaching Home Community Outcomes report
Has the data you reported for this Outcome from 2019-20 to 2022-23 changed from your previous CHR?	No, none of the data has changed
Has the target you set changed from your previous CHR?	Not applicable – A target was not set for this Outcome in the previous CHR
Was “N/A” was used for one or more data points?	No, N/A was not used for one or more data point
Please use the following comment box to provide context on your data.	
There have been no changes to our data. This will be the first year setting outcomes/targets.	

**Outcome #3: Fewer people return to homelessness (returns to homelessness are reduced)**

	2019-20	2020-21	2021-22	2022-23	2023-24	2024-25	2025-26	2026-27	2027-28	Target
Returns to homelessness (that year)					57					28

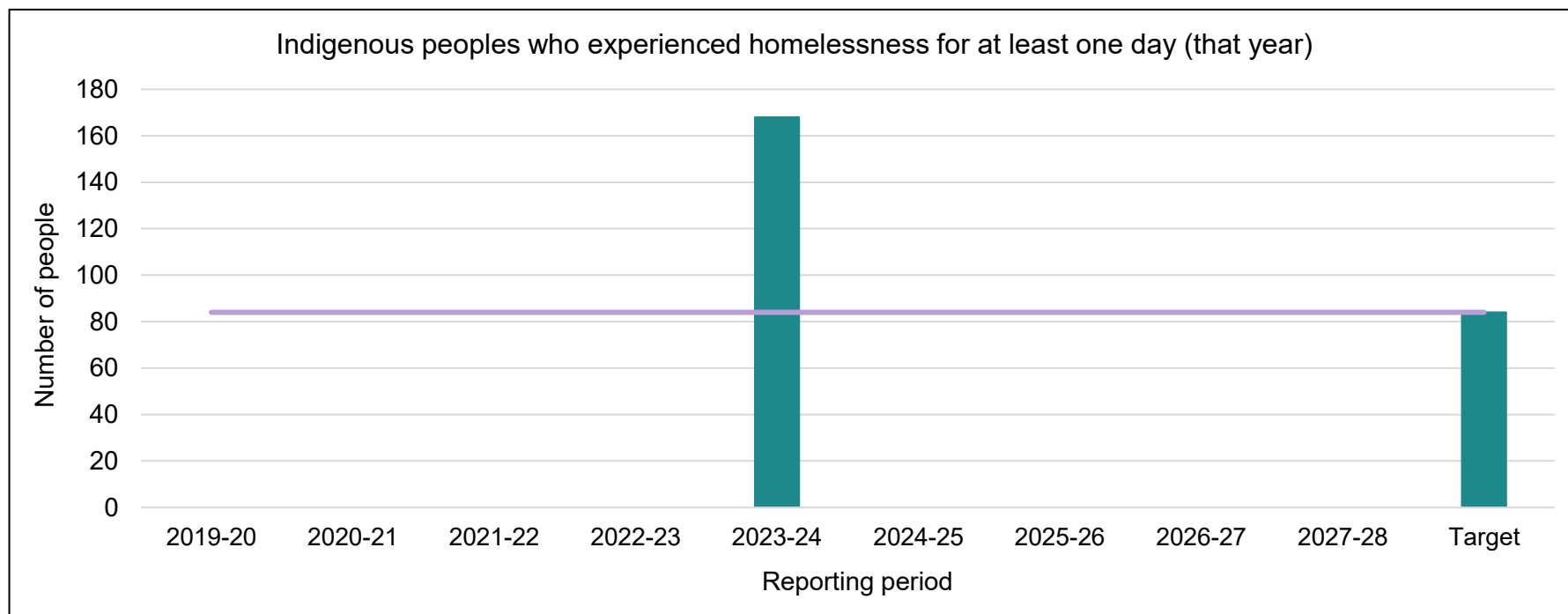


<b>O#3(A)</b> What is your baseline year?	2023-24
<b>Returns to homelessness will decrease by 51% between 2023-24 and 2027-28.</b>	
How was this Outcome generated?	HIFIS Reaching Home Community Outcomes report
Has the data you reported for this Outcome from 2019-20 to 2022-23 changed from your previous CHR?	HIFIS Reaching Home Community Outcomes report
Has the target you set changed from your previous CHR?	Not applicable – A target was not set for this Outcome in the previous CHR
Was “N/A” was used for one or more data points?	No, N/A was not used for one or more data point
Please use the following comment box to provide context on your data.	
There have been no changes to our data. This will be the first year setting outcomes/targets.	



**Outcome #4: Fewer Indigenous peoples experience homelessness (Indigenous homelessness is reduced)**

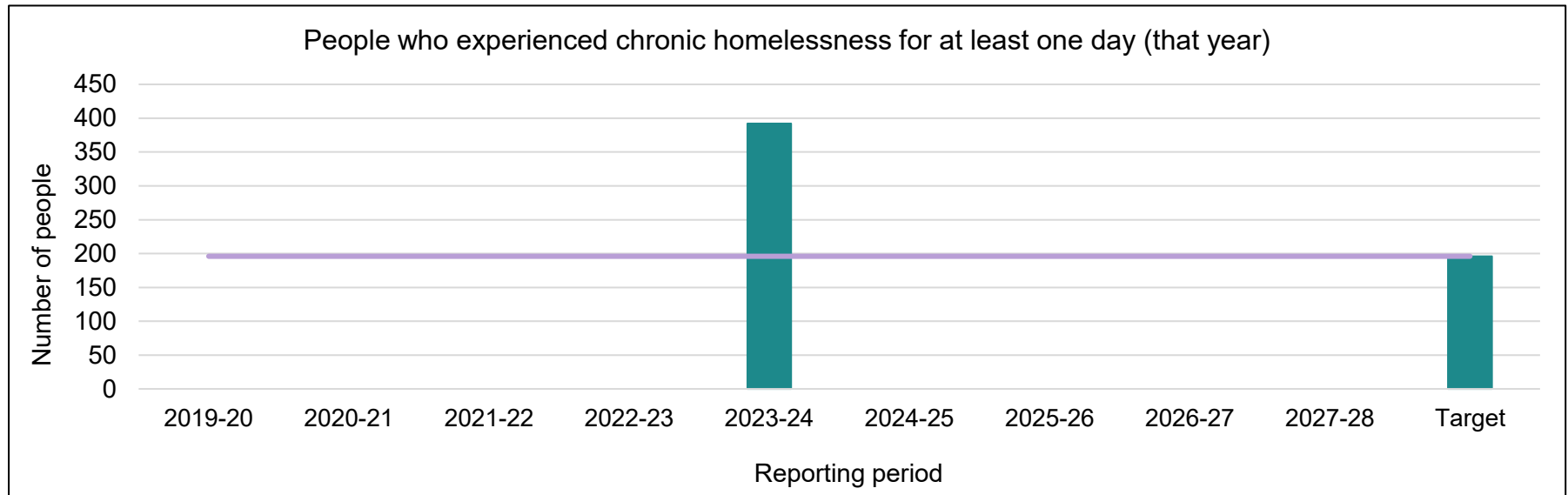
	2019-20	2020-21	2021-22	2022-23	2023-24	2024-25	2025-26	2026-27	2027-28	Target
Indigenous peoples who experienced homelessness for at least one day (that year)					168					84



<b>O#4(A)</b> What is your baseline year?	2023-24
<b>Indigenous homelessness will decrease by 50% between 2023-24 and 2027-28.</b>	
How was this Outcome generated?	HIFIS Reaching Home Community Outcomes report
Has the data you reported for this Outcome from 2019-20 to 2022-23 changed from your previous CHR?	No, none of the data has changed
Has the target you set changed from your previous CHR?	Not applicable – A target was not set for this Outcome in the previous CHR
Was “N/A” was used for one or more data points?	No, N/A was not used for one or more data point
Were Indigenous partners engaged in the process of setting the baseline, setting the target, reporting on the outcome and/or interpreting the results?	Yes
Please use the following comment box to provide context on your data.	
There have been no changes to our data. This will be the first year setting outcomes/targets. Since we have not begun this process yet - they will be involved with outcomes, targets and the results.	

**Outcome #5: Fewer people experience chronic homelessness (chronic homelessness is reduced)**

	2019-20	2020-21	2021-22	2022-23	2023-24	2024-25	2025-26	2026-27	2027-28	Target
People who experienced chronic homelessness for at least one day (that year)					392					196



<b>O#5(A)</b> What is your baseline year?	2023-24
<b>Chronic homelessness will decrease by 50% between 2023-24 and 2027-28.</b>	
How was this Outcome generated?	HIFIS Reaching Home Community Outcomes report
Has the data you reported for this Outcome from 2019-20 to 2022-23 changed from your previous CHR?	No, none of the data has changed
Has the target you set changed from your previous CHR?	Not applicable – A target was not set for this Outcome in the previous CHR
Was “N/A” was used for one or more data points?	No, N/A was not used for one or more data point
Please use the following comment box to provide context on your data.	
There have been no changes to our data. This will be the first year setting outcomes/targets.	